

Push and pull plate furniture





dormakaba have an experienced team of specification writers who can discuss with you your project in detail and offer a no cost and obligation free hardware scheduling service. All of this whilst the practicalities of budget are kept in mind.



Push and pull plate furniture

dormkaba's push and pull plates are made from 2mm thick, 304 grade stainless steel. They are suitable for installation on both timber and aluminium doors.

They are available in four sizes and have a cylinder hole option for the 100mm, 200mm and 160mm widths. Cylinder holes can be in either oval cylinder or round nightlatch cylinder cut outs.

The stainless steel D-Pull is available in either a 150mm and 200mm depending on the plate configuration.

These pull plates comply with AS1428.1 which requires hand clearance of between 35mm and 45mm from the plate face to the underside of the handle.

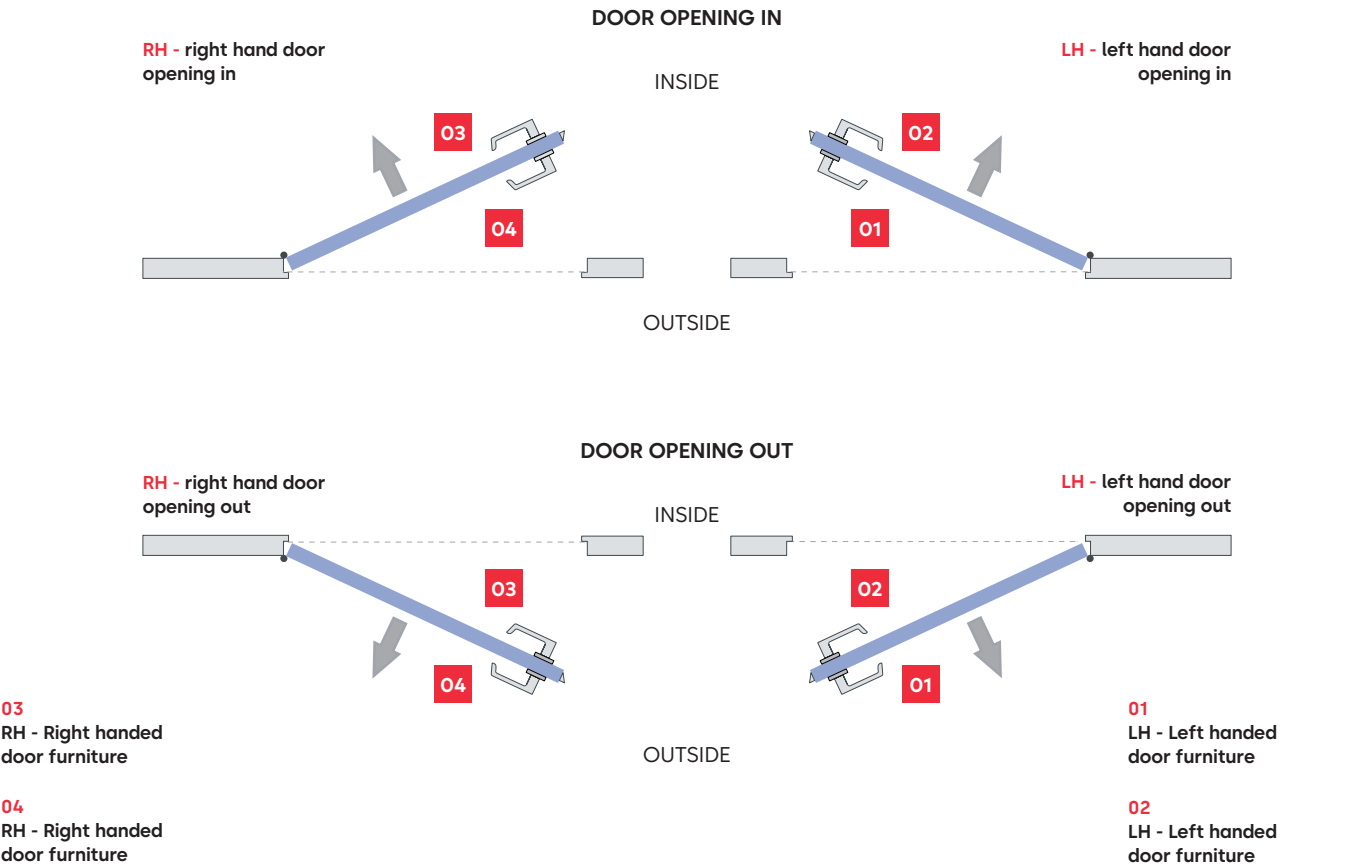
Sizes available

- 300mm x 75mm
- 300mm x 100mm
- 250mm x 200mm
- 320mm x 160mm

Features

- 304 grade stainless steel
- 2mm thick plate
- Concealed and visible fix
- Welded Lugs for concealed fixing
- AS1428.1 compliant

Door handing chart



D-Pull handles

316 grade stainless steel

dormakaba D-Pulls are constructed from 316 grade stainless steel.

The 16mm diameter handle is the perfect measurement for us on utility cupboards, commercial toilet door airlocks and many other applications.

Complying with AS1428.1 which requires hand clearance of between 35mm and 45mm.

D-Pulls are supplied with two M6 x 60mm fixing screws and are available in two lengths being 150mm and 200mm.



D-Pull 150mm h x 16mm dia	D-Pull 200mm h x 16mm dia
H15SSS	H20SSS

3075 series

Push and pull plate furniture

Concealed and visible fix stainless steel push and pull plates for fixing back to back through the door.

Applications

Schools, hospitals, kitchen facilities, toilet airlock entries, pivot doors, cupboards and other commercial applications.

Features

Stainless steel plates 2mm in thickness with 10mm radius corners eliminating sharp corners often associated with square cornered plates.

Door Thickness

Screws suit door thickness up to 60mm as standard.

Plates requiring extended fixing screws are available on application.

Pull handles supplied on their own are suitable for door thickness to 50mm

Plate Size

300 x 75mm x 2mm

Pull Handle Size

150mm centres x 16mm diameter

200mm centres x 16mm diameter

Pull handles can be ordered separately and supplied with fixing bolts for doors to 50mm thickness

Finish

Satin stainless steel



3075C5SS

Push Plate 300mmx75mm
- concealed fix



3075C-H15SSS

Push Plate 300mmx75mm with 150mm
D-Pull - concealed fix



3075C-H20SSS

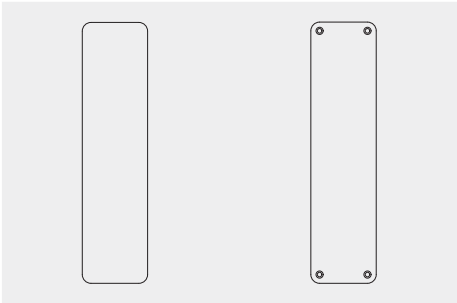
Push Plate 300mmx75mm with 200mm
D-Pull - concealed fix

3075 series

Functions

Push Plate

3075 push plate

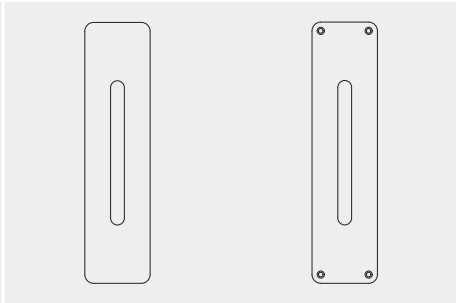


3075CSSS

3075VSSS

Pull Handles on Plate

3075 push plate with 150mm D-pull

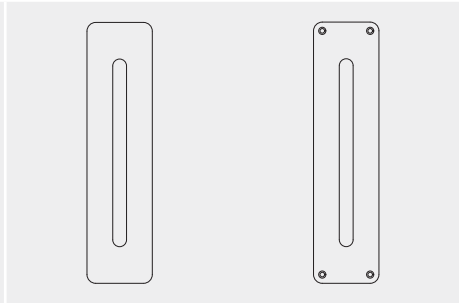


3075C-H15SSS

3075V-H15SSS

Pull Handles on Plate

3075 push plate with 200mm D-pull



3075C-H20SSS

3075V-H20SSS

3010 series

Push and pull plate furniture

Concealed and visible fix stainless steel push and pull plates for fixing back to back through the door.

Applications

Schools, hospitals, kitchen facilities, toilet airlock entries, pivot doors, cupboards and other commercial applications.

Features

Stainless steel plates 2mm in thickness with 10mm radius corners eliminating sharp corners often associated with square cornered plates.

Door Thickness

Screws suit door thickness up to 60mm as standard.

Plates requiring extended fixing screws are available on application.

Pull handles supplied on their own are suitable for door thickness to 50mm

Plate Size

300 x 100mm x 2mm

Pull Handle Size

150mm centres x 16mm diameter

200mm centres x 16mm diameter

Pull handles can be ordered separately and supplied with fixing bolts for doors to 50mm thickness


Finish

Satin stainless steel




3010CSSS

Push Plate 300mmx100mm - concealed fix



3010C-H15SSS

Push Plate 300mmx100mm with 150mm D-Pull - concealed fix



3010C-H20SSS

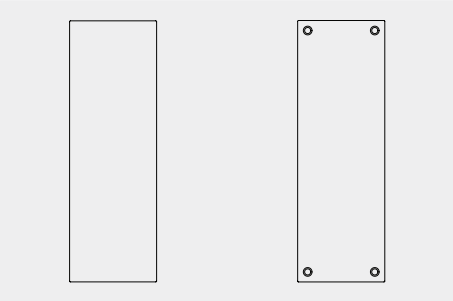
Push Plate 300mmx100mm with 200mm D-Pull - concealed fix

3010 series

Functions

Push Plate

3010 push plate

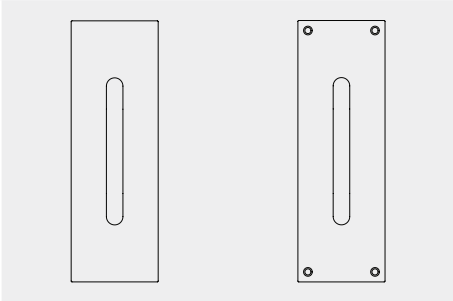


3010CSSS

3010VSSS

Pull Handles on Plate

3010 push plate with 150mm D-pull

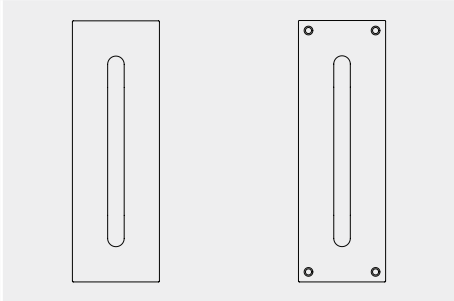


3010C-H15SSS

3010V-H15SSS

Pull Handles on Plate

3010 push plate with 200mm D-pull

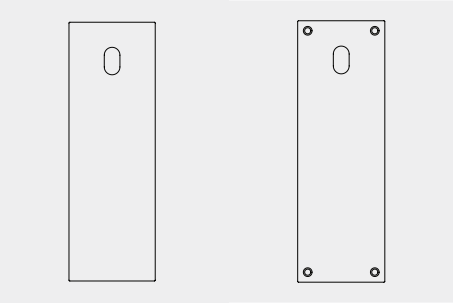


3010C-H20SSS

3010V-H20SSS

Push Plate with Oval Hole

3010 push plate

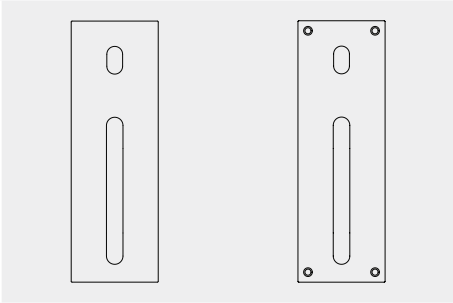


3010C/2SSS

3010V/2SSS

Pull Handles on Plate with Oval Hole

3010 push plate with 150mm D-pull

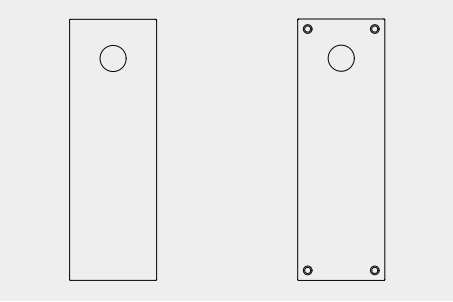


3010C-H15/2SSS

3010V-H15/2SSS

Push Plate with Round Hole

3010 push plate

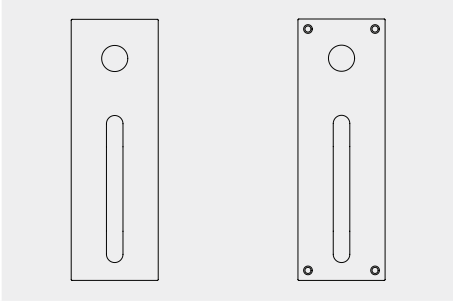


3010C/3SSS

3010V/3SSS

Pull Handles on Plate with Round Hole

3010 push plate with 150mm D-pull



3010C-H15/3SSS

3010V-H15/3SSS

2520 series

Push and pull plate furniture

Concealed and visible fix stainless steel push and pull plates for fixing back to back through the door.

Applications

Schools, hospitals, kitchen facilities, toilet airlock entries, pivot doors, cupboards and other commercial applications.

Features

Stainless steel plates 2mm in thickness with 10mm radius corners eliminating sharp corners often associated with square cornered plates.

Door Thickness

Screws suit door thickness up to 60mm as standard.
Plates requiring extended fixing screws are available on application.
Pull handles supplied on their own are suitable for door thickness to 50mm

Plate Size

200 x 250mm x 2mm

Pull Handle Size

150mm centres x 16mm diameter

200mm centres x 16mm diameter

Pull handles can be ordered separately and supplied with fixing bolts for doors to 50mm thickness

Finish

Satin stainless steel

Fire Rating

The 2520 series furniture is fire rated and comply with AS1905.1.



- The 2520 series door furniture has been tested on fire door assemblies in accordance with Australian Standards. Please refer to fire door manufacturer for specific approved details.



2520CSSS

Push plate 200mmx250mm - concealed fix



2520C-H20SSS

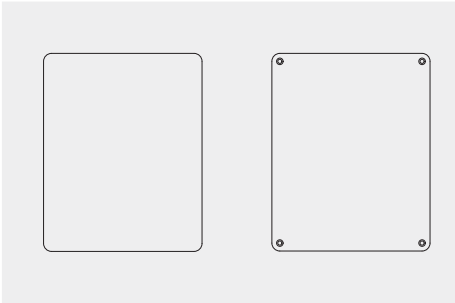
Push plate 200mmx250mm with 200mm D-pull - concealed fix

2520 series

Functions

Push Plate

2520 push plate

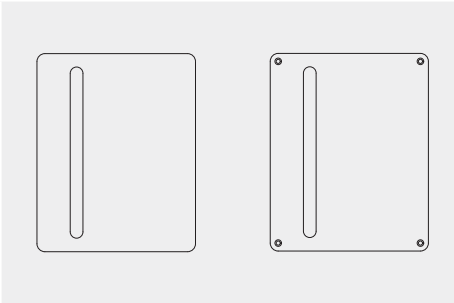


2520CSSS

2520VSSS

Pull Handles on Plate

2520 push plate with 200mm D-pull

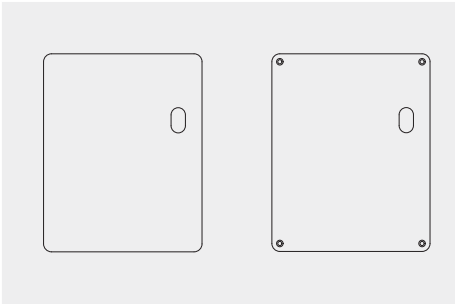


2520C-H20SSS

2520V-H20SSS

Push Plate with Oval Hole

2520 push plate with oval cylinder hole

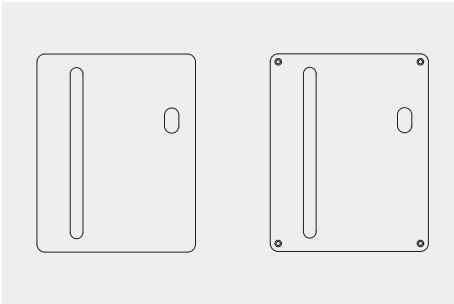


2520C/2RSSS

2520V/2RSSS

Pull Handles on Plate with Oval Hole

2520 push plate with 200mm D-pull and oval cylinder hole

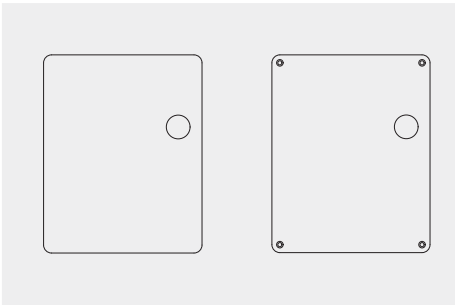


2520C-H20/2RSSS

2520V-H20/2RSSS

Push Plate with Round Hole

2520 push plate with round cylinder hole

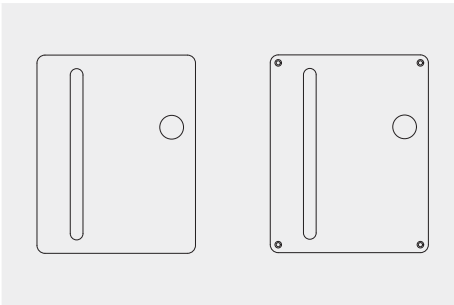


2520C/3RSSS

2520V/3RSSS

Pull Handles on Plate with Round Hole

2520 push plate with 200mm D-pull and round cylinder hole



2520C-H20/3RSSS

2520V-H20/3RSSS

Note:
Plates with cylinder holes are shown as right handed.
Please refer to ordering details for complete range, including left handed plates.

3216 series

Push and pull plate furniture

Concealed and visible fix stainless steel push and pull plates for fixing back to back through the door.

Applications

Schools, hospitals, kitchen facilities, toilet airlock entries, pivot doors, cupboards and other commercial applications.

Features

Stainless steel plates 2mm in thickness with 10mm radius corners eliminating sharp corners often associated with square cornered plates.

Door Thickness

Screws suit door thickness up to 60mm as standard.
Plates requiring extended fixing screws are available on application.
Pull handles supplied on their own are suitable for door thickness to 50mm

Plate Size

320 x 160mm x 2mm

Pull Handle Size

200mm centres x 16mm diameter

Pull handles can be ordered separately and supplied with fixing bolts for doors to 50mm thickness

Finish

Satin stainless steel

Fire Rating

The 3216 series furniture is fire rated and comply with AS1905.1.



- The 3216 series door furniture has been tested on fire door assemblies in accordance with Australian Standards. Please refer to fire door manufacturer for specific approved details.



3216CSSS

Push Plate 320mmx160mm - concealed fix



3216C-H20SSS

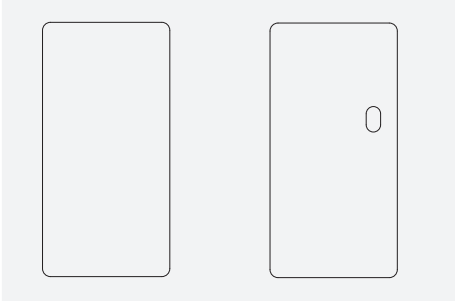
Push Plate 320mmx160mm with 200mm D-Pull - concealed fix

3216 series

Functions

Push Plate

3216 push plate

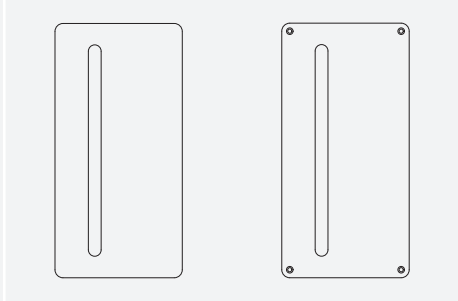


3216CSSS

3216VSSS

Pull Handles on Plate

3216 push plate with 200mm D-pull

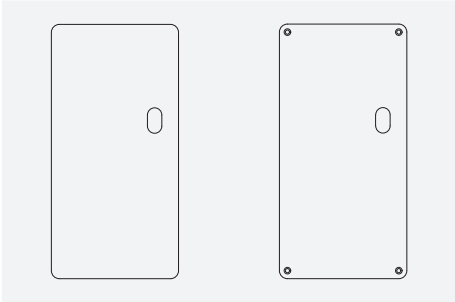


3216C-H20SSS

3216V-H20SSS

Push Plate with Oval Hole

3216 push plate with oval cylinder hole

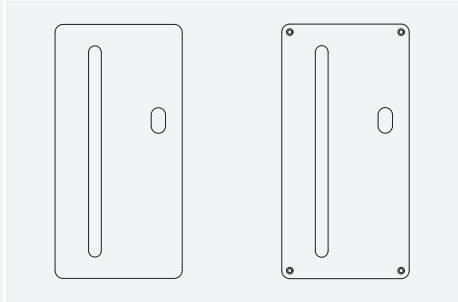


3216C/2RSSS

3216V/2RSSS

Pull Handles on Plate with Oval Hole

3216 push plate with 200mm D-pull and oval cylinder hole

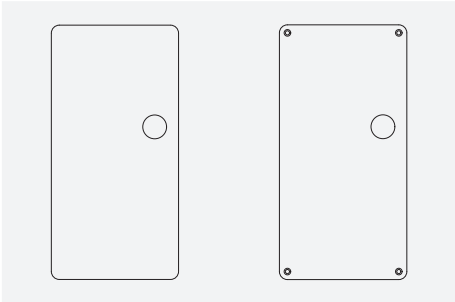


3216C-H20/2RSSS

3216V-H20/2RSSS

Push Plate with Round Hole

3216 push plate with round cylinder hole

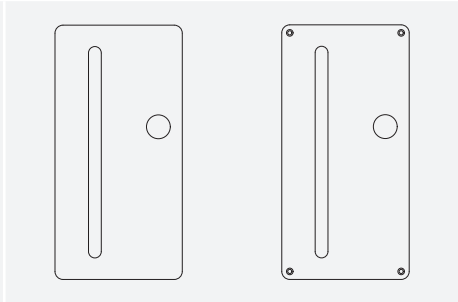


3216C/3RSSS

3216V/3RSSS

Pull Handles on Plate with Round Hole

3216 push plate with 200mm D-pull and round cylinder hole



3216C-H20/3RSSS

3216V-H20/3RSSS

Note:
Plates with cylinder holes are shown as right handed.
Please refer to ordering details for complete range, including left handed plates.

Ordering details

Item	Article Number	Description	Finish
D-PULL			
H15SSS	9400001010001	H15 150 X 16 D PULL	SSS
H20SSS	9400001020001	H20 200 X 16 D PULL	SSS
3075 SERIES			
3075CSSS	9400001050001	3075C 300X75 PUSH PLATE CONCEALED FIX	SSS
3075VSSS	9400001060001	3075V 300X75 PUSH PLATE VISABLE FIX	SSS
3075C-H15SSS	9400001090001	3075C-H15 300X75 150MM D PULL ON PLATE CONCEALED FIX	SSS
3075V-H15SSS	9400001100001	3075V-H15 300X75 150MM D PULL ON PLATE VISABLE FIX	SSS
3075C-H20SSS	9400001130001	3075C-H20 300X75 200MM D PULL ON PLATE CONCEALED FIX	SSS
3075V-H20SSS	9400001140001	3075V-H20 30X75 200MM D PULL ON PLATE VISABLE FIX	SSS
3010 SERIES			
3010CSSS	9400001030001	3010C 300X100 PUSH PLATE CONCEALED FIX	SSS
3010VSSS	9400001040001	3010V 300X100 PUSH PLATE VISABLE FIX	SSS
3010C-H15SSS	9400001070001	3010C-H15 300X100 150MM D PULL ON PLATE CONCEALED FIX	SSS
3010V-H15SSS	9400001080001	3010V-H15 300X100 150MM D PULL ON PLATE VISABLE FIX	SSS
3010C-H20SSS	9400001110001	3010C-H20 300X100 200MM D PULL ON PLATE CONCEALED FIX	SSS
3010V-H20SSS	9400001120001	3010V-H20 300X100 200MM D PULL ON PLATE VISABLE FIX	SSS
3010C/2SSS	9400000002975	3010C/2 300X100 PUSH PLATE WITH OVAL CYLINDER HOLE CONCEALED FIX	SSS
3010V/2SSS	9400000002978	3010V/2 300X100 PUSH PLATE WITH OVAL CYLINDER HOLE CYL VISIBLE FIX	SSS
3010C-H15/2SSS	9400000002823	3010C-H15/2 300X100 150MM D PULL PLATE WITH OVAL CYLINDER HOLE CONCEALED FIX	SSS
3010V-H15/2SSS	9400000002826	3010V-H15/2 300X100 150MM D PULL PLATE WITH OVAL CYLINDER HOLE VISIBLE FIX	SSS
3010C/3SSS	9400000002976	3010C/3 300X100 PUSH PLATE WITH ROUND CYLINDER HOLE CONCEALED FIX	SSS
3010V/3SSS	9400000002979	3010V/3 300X100 PUSH PLATE WITH ROUND CYLINDER HOLE VISIBLE FIX	SSS
3010C-H15/3SSS	9400000002824	3010C-H15/3 300X100 150MM D PULL ON PLATE WITH ROUND CYLINDER HOLE CONCEALED FIX	SSS
3010V-H15/3SSS	9400000002827	3010V-H15/3 300X100 150MM D PULL ON PLATE WITH ROUND CYLINDER HOLE VISIBLE FIX	SSS
2520 SERIES			
2520CSSS	9400000002980	2520C 200X250 PUSH PLATE CONCEALED FIX	SSS
2520VSSS	9400000002985	2520V 200X250 PUSH PLATE VISIBLE FIX	SSS
2520C-H20SSS	9400000002848	2520C-H20 200X250 200MM D PULL ON PLATE CONCEALED FIX	SSS
2520V-H20SSS	9400000002853	2520V-H20 200X250 200MM D PULL ON PLATE VISIBLE FIX	SSS
2520C/2LSSS	9400000002981	2520C/2L 200X250 PUSH PLATE WITH OVAL CYLINDER HOLE CONCEALED FIX LEFT HAND	SSS
2520C/2RSSS	9400000002982	2520C/2R 200X250 PUSH PLATE WITH OVAL CYLINDER HOLE CONCEALED FIX RIGHT HAND	
2520V/2LSSS	9400000002986	2520V/2L 200X250 PUSH PLATE WITH OVAL CYLINDER HOLE VISIBLE FIX LEFT HAND	SSS
2520V/2RSSS	9400000002987	2520V/2R 200X250 PUSH PLATE WITH OVAL CYLINDER HOLE VISIBLE FIX RIGHT HAND	SSS
2520C-H20/2LSSS	9400000002849	2520C-H20/2L 200X250 200MM D PULL ON PLATE WITH OVAL CYLINDER HOLE CONCEALED LEFT HAND FIX	SSS
2520C-H20/2RSSS	9400000002850	2520C-H20/2R 200X250 200MM D PULL ON PLATE WITH OVAL CYLINDER HOLE CONCEALED RIGHT HAND FIX	SSS
2520V-H20/2LSSS	9400000002854	2520V-H20/2L 200X250 200MM D PULL ON PLATE WITH OVAL CYLINDER HOLE VISIBLE LEFT HAND FIX	SSS

Ordering details

Item	Article Number	Description	Finish
2520V-H20/2RSSS	9400000002855	2520V-H20/2R 200X250 200MM D PULL ON PLATE WITH OVAL CYLINDER HOLE VISIBLE RIGHT HAND FIX	SSS
2520C/3LSSS	9400000002983	2520C/3L 200X250 PUSH PLATE WITH ROUND CYLINDER HOLE CONCEALED FIX LEFT HAND	SSS
2520C/3RSSS	9400000002984	2520C/3R 200X250 PUSH PLATE WITH ROUND CYLINDER HOLE CONCEALED FIX RIGHT HAND	SSS
2520V/3LSSS	9400000002988	2520V/3L 200X250 PUSH PLATE WITH ROUND CYLINDER HOLE VISIBLE FIX LEFT HAND	SSS
2520V/3RSSS	TBA	2520V/3R 200X250 PUSH PLATE WITH ROUND CYLINDER HOLE VISIBLE FIX RIGHT HAND	SSS
2520C-H20/3LSSS	9400000002851	2520C-H20/3L 200X250 200MM D PULL ON PLATE WITH ROUND CYLINDER HOLE CONCEALED LEFT HAND FIX	SSS
2520C-H20/3RSSS	TBA	2520C-H20/3R 200X250 200MM D PULL ON PLATE WITH ROUND CYLINDER HOLE CONCEALED RIGHT HAND FIX	SSS
2520V-H20/3LSSS	9400000002856	2520V-H20/3L 200X250 200MM D PULL ON PLATE WITH ROUND CYLINDER HOLE VISIBLE LEFT HAND FIX	SSS
2520V-H20/3RSSS	9400000002857	2520V-H20/3R 200X250 200MM D PULL ON PLATE WITH ROUND CYLINDER HOLE VISIBLE RIGHT HAND FIX	SSS
3216 SERIES			
3216CSSS	9400000002990	3216C 320X160 PUSH PLATE CONCEALED FIX	SSS
3216VSSS	9400000002995	3216V 320X160 PUSH PLATE VISIBLE FIX	SSS
3216C-H20SSS	9400000002858	3216C-H20 320X160 200MM D PULL ON PLATE CONCEALED FIX	SSS
3216V-H20SSS	9400000002863	3216V-H20 320X160 200MM D PULL ON PLATE VISIBLE FIX	SSS
3216C/2LSSS	9400000002991	3216C/2L 320X160 PUSH PLATE WITH OVAL CYLINDER HOLE CONCEALED FIX LEFT HAND	SSS
3216C/2RSSS	9400000002992	3216C/2R 320X160 PUSH PLATE WITH OVAL CYLINDER HOLE CONCEALED FIX RIGHT HAND	SSS
3216V/2LSSS	9400000002996	3216V/2L 320X160 PUSH PLATE WITH OVAL CYLINDER HOLE VISIBLE FIX LEFT HAND	SSS
3216V/2RSSS	9400000002997	3216V/2R 320X160 PUSH PLATE WITH OVAL CYLINDER HOLE VISIBLE FIX RIGHT HAND	SSS
3216C-H20/2LSSS	9400000002859	3216C-H20/2L 320X160 200MM D PULL ON PLATE WITH OVAL CYLINDER HOLE CONCEALED FIX LEFT HAND	SSS
3216C-H20/2RSSS	9400000002860	3216C-H20/2R 320X160 200MM D PULL ON PLATE WITH OVAL CYLINDER HOLE CONCEALED FIX RIGHT HAND	SSS
3216V-H20/2LSSS	9400000002864	3216V-H20/2L 320X160 200MM D PULL ON PLATE WITH OVAL CYLINDER HOLE VISIBLE FIX LEFT HAND	SSS
3216V-H20/2RSSS	9400000002865	3216V-H20/2R 320X160 200MM D PULL ON PLATE WITH OVAL CYLINDER HOLE VISIBLE FIX RIGHT HAND	SSS
3216C/3LSSS	9400000002993	3216C/3L 320X160 PUSH PLATE WITH OVAL CYLINDER HOLE CONCEALED FIX LEFT HAND	SSS
3216C/3RSSS	TBA	3216C/3R 320X160 PUSH PLATE WITH OVAL CYLINDER HOLE CONCEALED FIX RIGHT HAND	SSS
3216V/3LSSS	9400000002998	3216V/3L 320X160 PUSH PLATE WITH OVAL CYLINDER HOLE VISIBLE FIX LEFT HAND	SSS
3216V/3RSSS	TBA	3216V/3R 320X160 PUSH PLATE WITH OVAL CYLINDER HOLE VISIBLE FIX RIGHT HAND	SSS
3216C-H20/3LSSS	9400000002861	3216C-H20/3L 320X160 200MM D PULL ON PLATE WITH OVAL CYLINDER HOLE CONCEALED FIX LEFT HAND	SSS
3216C-H20/3RSSS	TBA	3216C-H20/3R 320X160 200MM D PULL ON PLATE WITH OVAL CYLINDER HOLE CONCEALED FIX RIGHT HAND	SSS
3216V-H20/3LSSS	TBA	3216V-H20/3L 320X160 200MM D PULL ON PLATE WITH OVAL CYLINDER HOLE VISIBLE FIX LEFT HAND	SSS
3216V-H20/3RSSS	TBA	3216V-H20/3R 320X160 200MM D PULL ON PLATE WITH OVAL CYLINDER HOLE VISIBLE FIX RIGHT HAND	SSS



Door
Hardware



Electronic
Access & Data



Mechanical
Key Systems



Lodging
Systems



Entrance
Systems



Interior Glass
Systems



Safe
Locks



Service

Our Sustainability Commitment

Our sustainability commitment We are committed to fostering a sustainable development along our entire value chain in line with our economic, environmental and social responsibilities toward current and future generations. We seek an open, transparent dialogue with all stakeholders to define strategies and actions based on clear targets and continuous improvement, and we actively report on our progress.

**dormakaba New Zealand
Head Office**
Building P, 61-69 Patiki Road
Avondale, Auckland 1026

T: 0800 436 762
info.nz@dormakaba.com
dormakaba.co.nz

**dormakaba Australia
Head Office**
12-13 Dansu Court
Hallam VIC 3803

T: 1800 675 411
info.au@dormakaba.com
dormakaba.com.au